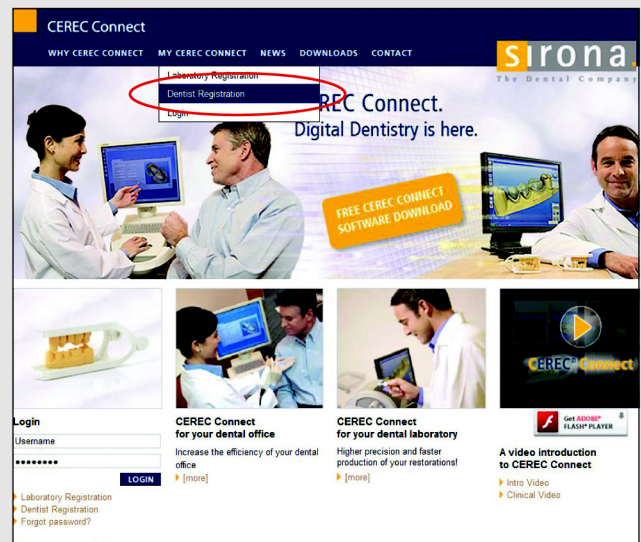


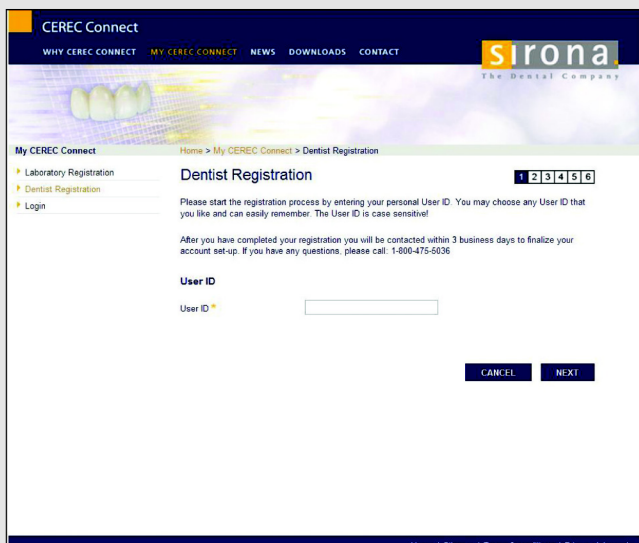
How to sign up for Cerec Connect



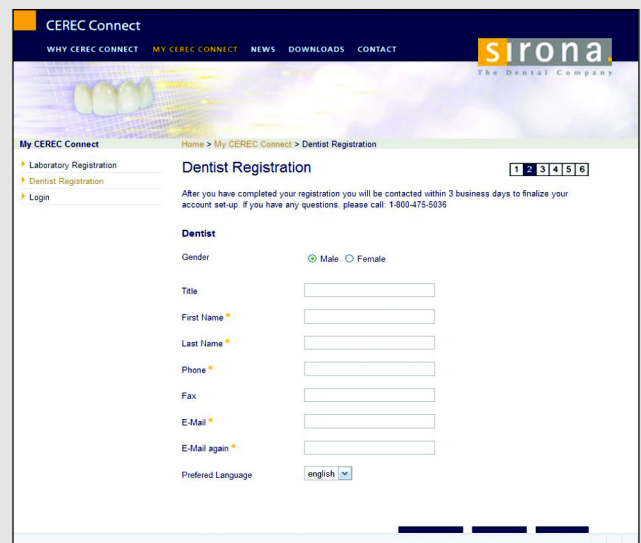
Step 1: Get started by visiting www.cerec-connect.com to register.



Step 2: Locate the **MY CEREC CONNECT** drop-down menu, and click on **Dentist Registration**.



Step 3: Enter a personal **User ID**, and click **NEXT**.



Step 4: Enter your personal information, and click **NEXT**.

How to select Ziramix Dental Lab as a Favorite Lab

The screenshot shows the 'Dentist Registration' page with the 'Shipping Address' section active. The form includes fields for Country (USA), Practice Name, Address, Address 2, State/Region/Province, ZIP Code, and City. A 'NEXT' button is highlighted in blue.

Step 5: Enter your shipping address, and click **NEXT**.

The screenshot shows the 'Dentist Registration' page with the 'Billing Address' section active. The form includes fields for Country (USA), Practice Name, Address, Address 2, State/Region/Province, ZIP Code, and City. An 'APPLY' button is highlighted in blue.

Step 6: Enter your billing address, and click **NEXT**. (Please note: This step is for registration purposes only. You will not be billed for using CEREC Connect.)

The screenshot shows the 'My Favorite Labs' page. The 'SEARCH' section has 'ZIRAMIX DENTAL LAB' in the keyword field and '07417' in the ZIP field. A 'SEARCH' button is highlighted in blue.

Step 7: Search for Ziramix Dental Lab by entering "07417" in the ZIP field, and click **SEARCH**.

The screenshot shows the 'Lab Search' results page. The search criteria are 'ziramix dental lab', 'United States', and '07417'. The results table shows '07417 Newport Beach' with a checked box in the 'My Favorite Labs' column. A 'DETAILS' button is highlighted in blue.

Location	Offerings	Services
ZIP	City	My Favorite Labs
<input checked="" type="checkbox"/>	07417 Newport Beach	Glidewell Laboratories

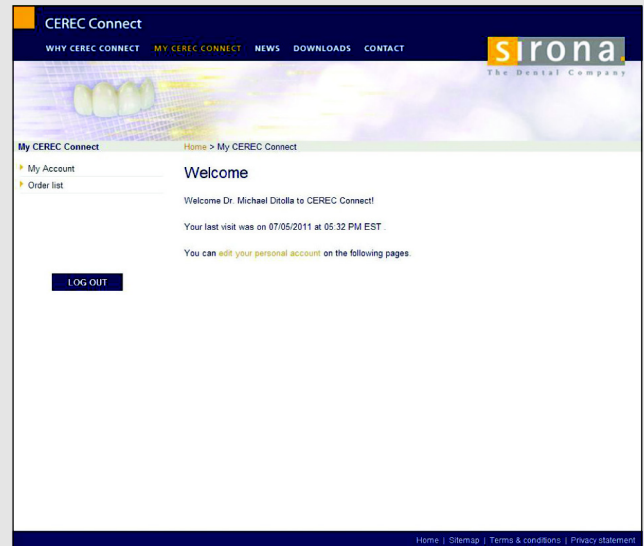
Step 8: Check the box to the left of Ziramix Dental Lab to select it as a favorite lab, and click **NEXT**. To complete your registration, click **SUBMIT**.

Congratulations! You are now registered for CEREC Connect and ready to send cases digitally to Ziramix Dental Lab. A confirmation e-mail will be sent to you within three business days. Contact Patterson Technical Support at 800-475-5036 if you have any questions and to make sure you are ready to get started.

How to select Ziramix Dental Lab as a Favorite Lab



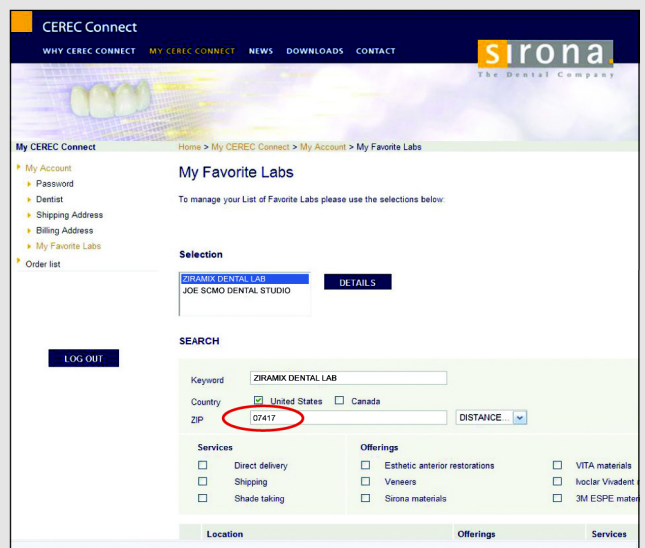
Step 1: Navigate to the login page, and enter your **User ID** and **Password**.



Step 2: You are now logged in to your account.



Step 3: a) Click on **My Account**. b) Click on **My Favorite Labs**. c) Click on **Add New Laboratory to List of Favorites**.



Step 4: Search for Ziramix Dental Lab by entering "07417" in the **ZIP** field, check the box next to Ziramix Dental Lab, and click **ADD**.

Congratulations! You just added Ziramix Dental Lab to your list of My Favorite Labs. Please contact our CEREC Connect department before sending over your first file. You can also get started by sending us a test file. Please call 888-825-2132 to request our helpful Reference Guide and a copy of our Fee Schedule.